

Supply within the school teacher and school learning support worker categories

The EWC is the independent regulator for the education workforce in Wales. We register teachers and learning support workers in schools and further education institutions, as well as work-based learning practitioners and qualified youth/youth support workers. All data included in this summary is derived from the EWC Register of Education Practitioners. The data shown is at 1 March 2021 (and 1 March for the respective year where previous years are stated).

1. Supply within the school teacher category

1.1 Number of supply school teachers

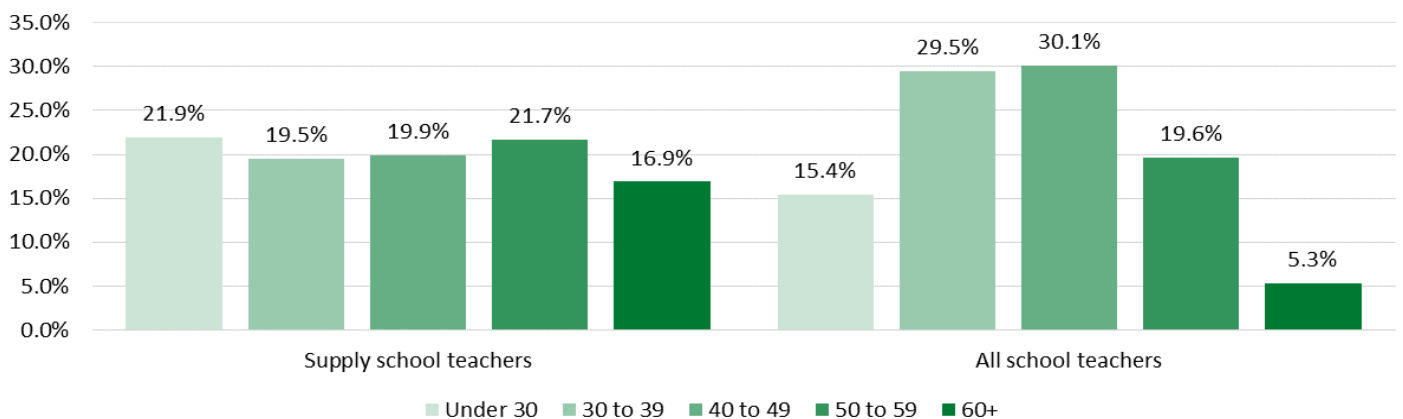
- 4,222 of registered school teachers have supply as their main employment
- Of those, 2,559 are registered as school teachers only and 1,663 are also registered in other categories.
- Of the 4,222, 1,458 are also registered as school learning support workers (34.5%).
- 1,615 registrants undertake supply work in addition to their main contracted employment in a maintained school in Wales. They are not included in the below tables.

	2018		2019		2020		2021	
	Number	%	Number	%	Number	%	Number	%
Supply	4,693	13.1	4,759	13.4	4,635	13.2	4,222	12.1
Total in school teacher	35,929	100	35,545	100	35,171	100	34,766	100

1.2 Age profile of supply school teachers

The age profile of supply school teachers differs from all school teachers. In particular, supply teachers are more commonly under the age of 29 or over the age of 50. In addition, 21.2% of supply school teachers are aged 29 or under in comparison to 16.4% of all school teachers.

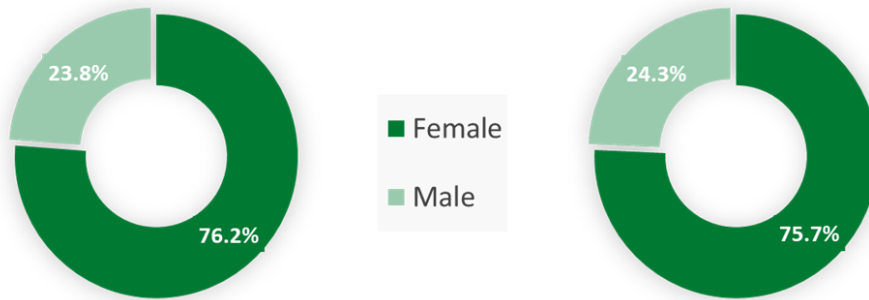
	Total number of supply teachers eligible to practise in the school teacher category		All school teachers	
	Number	%	Number	%
Under 30	924	21.9	5,365	15.4
30 to 39	824	19.5	10,270	29.5
40 to 49	842	19.9	10,456	30.1
50 to 59	917	21.7	6,820	19.6
60+	715	16.9	1,855	5.3
Total	4,222	100	34,766	100



1.3 Gender of supply school teachers

As with all school teachers, over 75% of supply school teachers are female.

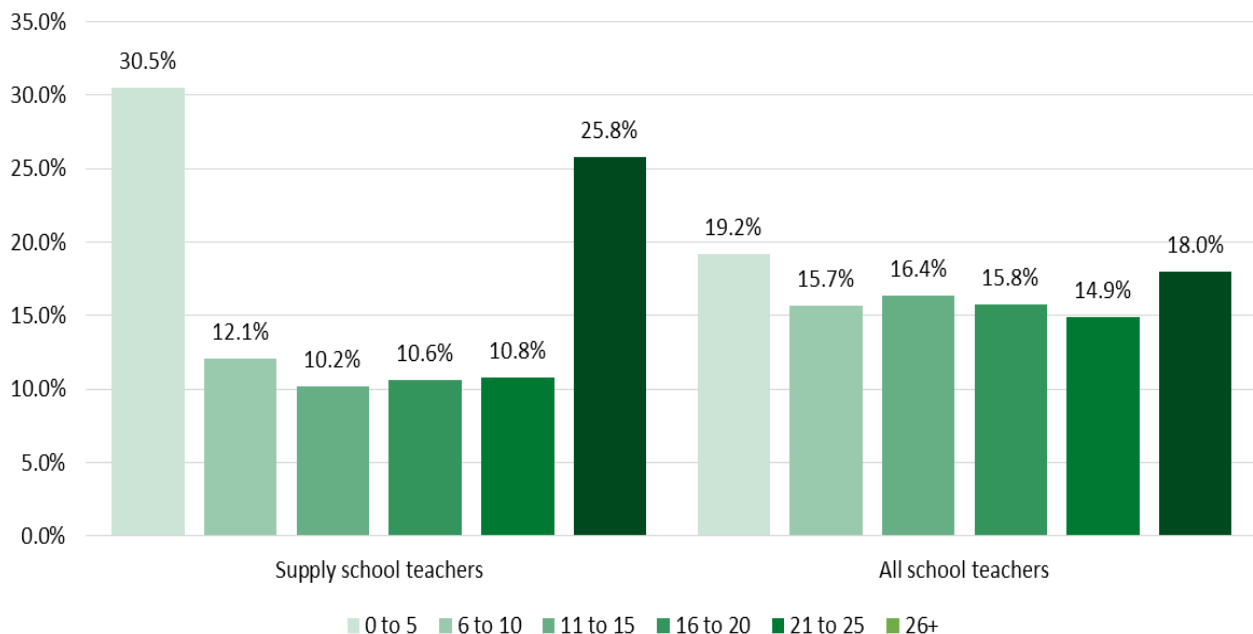
	Total number of supply teachers eligible to practise in the school teacher category		All school teachers	
	Number	%	Number	%
Female	3,219	76.2	26,301	75.7
Male	1,003	23.8	8,464	24.3
Not specified	0	0.0	1	0.0
Total	4,222	100	34,766	100



1.4 Years since QTS of supply school teachers

Most (56.3%) supply teachers have either gained QTS less than 5 years ago, or over 25 years ago.

	Total number of supply teachers eligible to practise in the school teacher category		All school teachers	
	Number	%	Number	%
0 to 5	1,286	30.5	6,664	19.2
6 to 10	512	12.1	5,450	15.7
11 to 15	432	10.2	5,707	16.4
16 to 20	447	10.6	5,506	15.8
21 to 25	456	10.8	5,174	14.9
26+	1,089	25.8	6,265	18.0
Total	4,222	100	34,766	100



1.5 Employment of supply school teachers

3,232 supply teachers (76.6%) are employed through an agency. 930 supply teachers (22.0%) are employed through a local authority. Of this figure, 16.8% are employed by Powys, 10.2% the Isle of Anglesey and 8.9% Gwynedd. 208 registrants who have a supply record in a local authority as their main employment also have another supply record in an agency. 144 registrants who have a supply record in an agency as their main employment also have another supply record in a local authority.

Main employment	Employment in the school teacher category		
	Number	% of subtotal	Overall %
Supply subtotal	4,222	100	12.1
Through an agency	3,232	76.6	9.3
Through a local authority	930	22.0	2.7
Unattached/other	60	1.4	0.2
In service subtotal	26,925	100	77.4
Maintained school*	26,739	99.3	76.9
Independent school	186	0.7	0.5
Others in service subtotal**	734	100	2.1
Others out of service subtotal***	2,885	100	8.3
Total	34,766		100

*Maintained school includes registrants that teach in either primary, middle, secondary, nursery, pupil referral unit or special in a local authority. **Others in service includes peripatetic teachers and advisory teachers ***Others out of service includes retired teachers, registrants employed in support roles or further education, and those with no employment recorded

1.6 National identity of supply school teachers

	Total number of supply teachers eligible to practise in the school teacher category		All school teachers	
	Number	%	Number	%
British	1,288	30.5	7,942	22.8
English	310	7.3	2,065	5.9
Irish	26	0.6	180	0.5
Northern Irish	4	0.1	10	0.0
Scottish	19	0.5	105	0.3
Welsh	2,333	55.3	21,889	63.0
I do not wish my nationality to be recorded	67	1.6	292	0.8
Other/Unknown	175	4.1	2,283	6.6
Total	4,222	100	34,766	100

1.7 Welsh language ability of supply school teachers

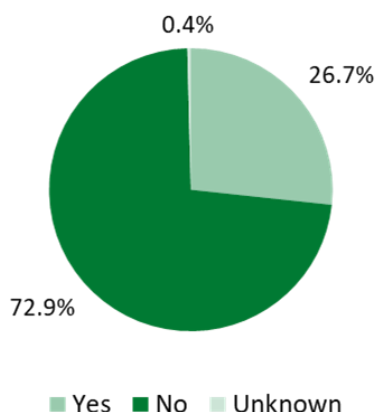
Less supply teachers (26.7%) declared that they are fluent or fairly fluent in the Welsh language compared to 33.5% of all school teachers.

Ability to speak Welsh	Total number of supply teachers eligible to practise in the school teacher category		All school teachers	
	Number	%	Number	%
Yes	1,128	26.7	11,641	33.5
No	3,077	72.9	21,912	63.0
Unknown	17	0.4	1,213	3.5
Total	4,222	100	34,766	100

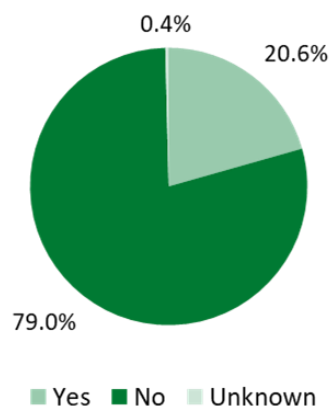
A larger percentage of school teachers within the school teacher category are able to work through the medium of Welsh compared to the number of supply teachers (27.1% compared to 20.6%).

Ability to work through the medium of Welsh	Total number of supply teachers eligible to practise in the school teacher category		All school teachers	
	Number	%	Number	%
Yes	869	20.6	9,429	27.1
No	3,336	79.0	24,106	69.3
Unknown	17	0.4	1,231	3.5
Total	4,222	100	34,766	100

% of supply teachers by Welsh language ability



% of supply teachers by ability to work through the medium of Welsh



Welsh language ability is a self-declared by the registrant.

Are you a Welsh speaker? - answered "Yes" if they consider themselves to be fluent or fairly fluent in the Welsh language.

Do you work through the medium of Welsh? - answer "Yes" if they deliver education or training in Welsh, or feel confident to do so.

1.8 Induction status of supply school teachers

Statutory induction has been a requirement in Wales since September 2003 and applies to all school teachers who gained their qualified teacher status (QTS) after the 1 April 2003. The induction status is based on information extracted from the Register in March 2021.

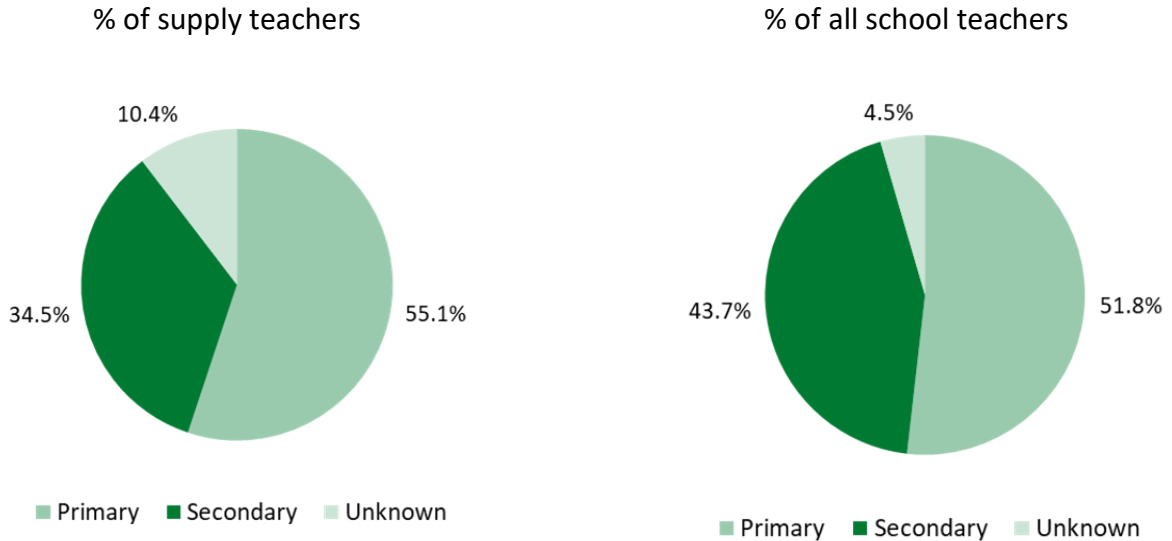
	Total number of supply teachers eligible to practise in the school teacher category		All school teachers	
	Number	%	Number	%
Pass	1,527	36.2	18,283	52.6
Not yet completed	873	20.7	2,193	6.3
Induction extended	12	0.3	38	0.1
Exempt	1,810	42.9	14,252	41.0
Fail	0	0.0	0	0
Total	4,222	100	34,766	100

1.9 Phase trained at initial teacher education for supply school teachers

Over half of supply teachers are primary trained (55.1%).

	Total number of supply teachers eligible to practise in the school teacher category		All school teachers	
	Number	%	Number	%
Primary	2,325	55.1	17,998	51.8
Secondary	1,458	34.5	15,191	43.7
Unknown*	439	10.4	1,577	4.5
Total	4,222	100	34,766	100

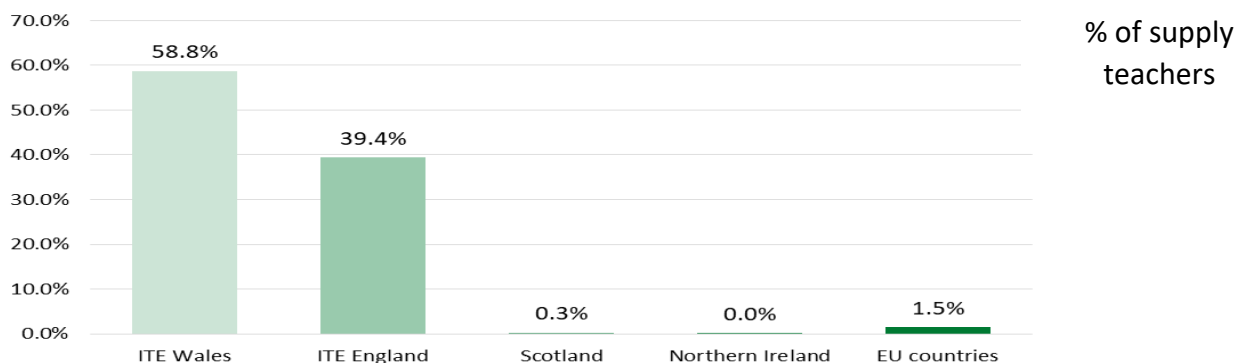
*439 supply registrants have an unknown phase trained—these registrants gained QTS over 20 years ago, therefore this information is not recorded on EWC’s Register.



1.10 Initial teacher training education setting for supply school teachers

Over half of supply teachers were trained in Wales (58.8%).

	Total number of supply teachers eligible to practise in the school teacher category		All school teachers	
	Number	%	Number	%
ITE Wales	2,481	58.8	25,250	72.6
ITE England	1,664	39.4	9,284	26.7
Scotland	12	0.3	39	0.1
Northern Ireland	2	0.0	6	0.0
Other EU countries	63	1.5	187	0.5
Total	4,222	100	34,766	100



2. Supply within the school learning support worker (LSW) category

The data shown is at 1 March 2021 and relates to registered school learning support workers. Supply is as per the registered category therefore a registrant will appear as supply in all categories that they are registered in.

2.1 Number of supply school learning support workers

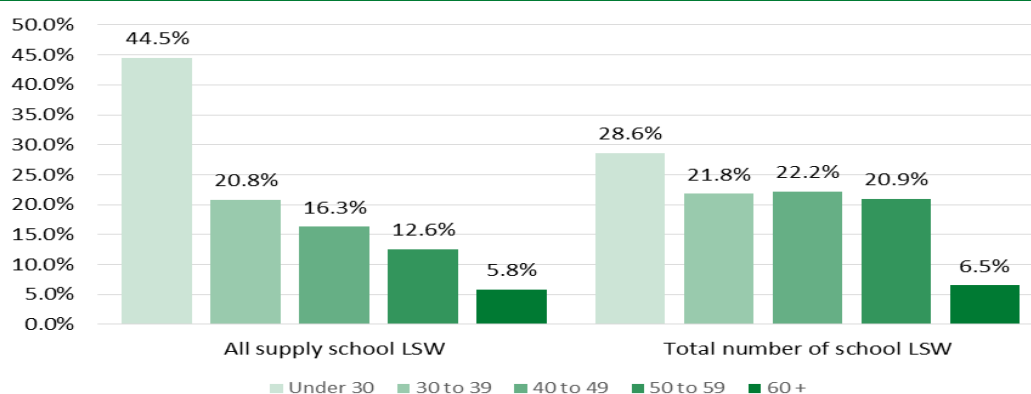
- 8,106 of registered school learning support workers have supply as their main employment.
- Of those, 1,798 are also registered as school teachers (22.2%).
- 1,386 registrants undertake supply work in addition to their main contracted employment in a maintained school in Wales. They are not included in the below tables.

	Number	%
Supply	8,106	21.0
Total in school learning support worker category	38,668	100

2.2 Age profile of supply school learning support workers

The age profile of supply school learning support workers differs from all school learning support workers. In particular, supply school learning support workers are more commonly 29 or under (44.5%) compared to 28.6% for all school learning support workers.

	Total number of supply LSW eligible to practise in the school LSW category		All school learning support workers	
	Number	%	Number	%
Under 30	3,604	44.5	11,050	28.6
30 to 39	1,684	20.8	8,426	21.8
40 to 49	1,319	16.3	8,585	22.2
50 to 59	1,025	12.6	8,095	20.9
60+	474	5.8	2,512	6.5
Total	8,106	100	38,668	100



2.3 Gender of supply school learning support workers

As with the school learning support worker category as a whole, over 80% of supply school learning support workers are female. There are however a larger percentage of males within supply at 19.5% compared to 13.7% within the school learning support worker category.

	Total number of supply LSWs eligible to practise in the school LSW category		All school learning support workers	
	Number	%	Number	%
Female	6,522	80.5	33,370	86.3
Male	1,580	19.5	5,290	13.7
Not Specified	4	0.0	8	0.0
Total	8,106	100	38,668	100

2.4 Employment of supply school learning support workers

7,451 of supply school learning support workers (91.9%) are employed through an agency. 628 supply school learning support workers are employed through a local authority. Of this figure, 10.2% of the local authority supply school learning support workers are employed by Pembrokeshire, 9.7% Flintshire and 9.7% Conwy. 145 registrants who have a supply record in a local authority as their main employment also have another supply record in an agency. 69 registrants who have a supply record in an agency as their main employment also have another supply record in a local authority.

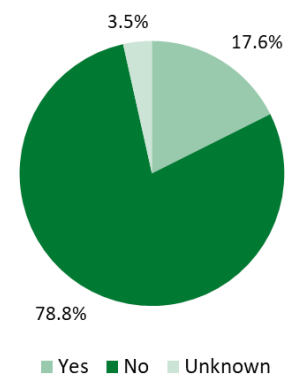
Main employment	Employment in the school LSW category		
	Number	% of subtotal	Overall %
Supply subtotal	8,106	100	22.0
Through an agency	7,451	91.9	19.3
Through a local authority	628	7.7	1.6
Unattached/other	27	0.3	0.1
In service subtotal	22,644	100	58.6
Maintained school*	22,598	99.8	58.4
Independent school	46	0.2	0.1
Others in service subtotal**	1,137	100	2.9
Others out of service subtotal***	6,781	100	17.5
Total	38,668		100

*Maintained school includes registrants that support in either primary, middle, secondary, nursery, pupil referral unit or special in a local authority. **Others in service includes music tutors and other peripatetic school learning support workers. ***Others out of service includes registrants that are not employed in a school learning support worker role, no longer employed in education or those with no employment recorded.

2.5 Welsh language ability of supply school learning support workers

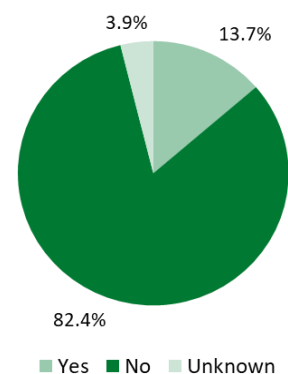
The below information is based on those supply learning support workers who declared that they are fluent or fairly fluent in the Welsh language.

Ability to speak Welsh	Total number of supply school LSWs eligible to practise in the school LSW category	
	Number	%
Yes	1,430	17.6
No	6,389	78.8
Unknown	287	3.5
Total	8,106	100



The below information is based on those supply learning support workers who declared that they are trained to work, currently work or have ever worked through the medium of Welsh.

Ability to work through the medium of Welsh	Total number of supply school LSWs eligible to practise in the school LSW category	
	Number	%
Yes	1,114	13.7
No	6,679	82.4
Unknown	313	3.9
Total	8,106	100



Notes

1. The data in this summary was drawn from the EWC Register of Education Practitioners on the 1 March 2021.
2. The employment information was extracted from the Register in May 2021 following the fee renewal process to ensure the most complete employment information.
3. Registrant numbers are recorded as actuals rather than full-time equivalents.
4. Supply registrants in the school teacher and school learning support worker categories are only counted once regardless of the number of employers that they undertake supply work for.
5. If a registrant in the school teacher category has multiple employment records e.g. a school teacher role in a local authority and a supply teacher role for an agency, the school teacher role in a local authority would take precedence as the main employment and therefore they would not be included in the supply figures, this has been noted in the relevant sections.
6. If registrants undertake supply work for more than one employer, the first supply record held is used. As a result, there are some registrants who are employed on a supply basis with an agency and a local authority.
7. For some sections, a comparison has been made against the school teacher and school learning support worker category as a whole. Further statistics can be found in the Annual Education Workforce Statistics for Wales 2021 available at www.ewc.wales.
8. Percentages may not total 100 due to rounding.

Get in touch

Media enquiries:

Please e-mail media@ewc.wales

Please telephone 029 2046 0099

Other enquiries / feedback:

Please e-mail statistics@ewc.wales

Please telephone 029 2046 0099