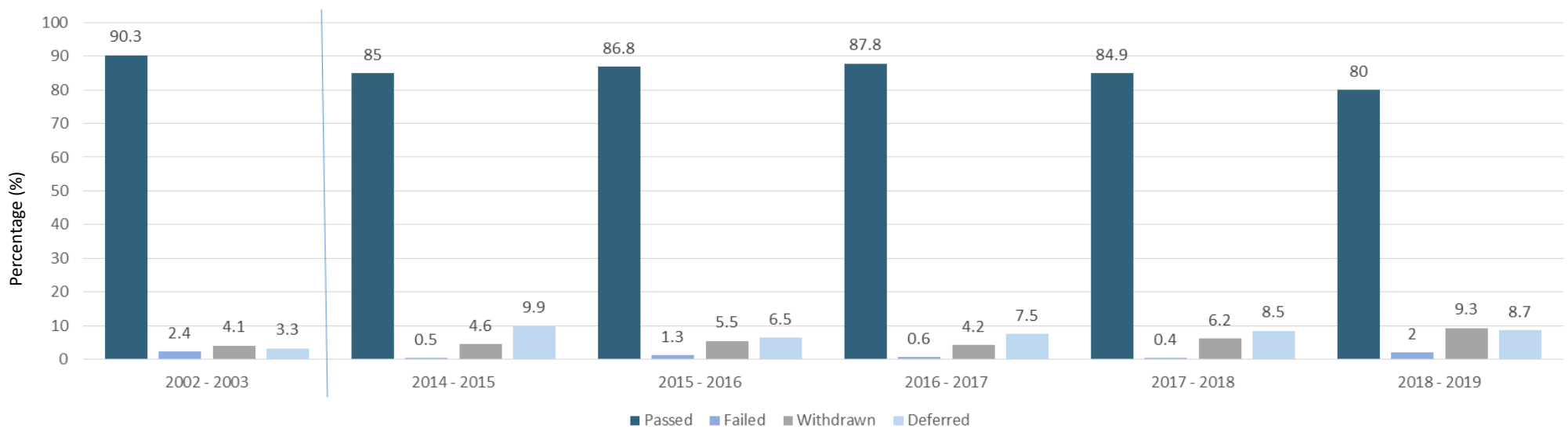


1. ITE student results (Wales) – academic year 2018-2019 (5 Year Trend)

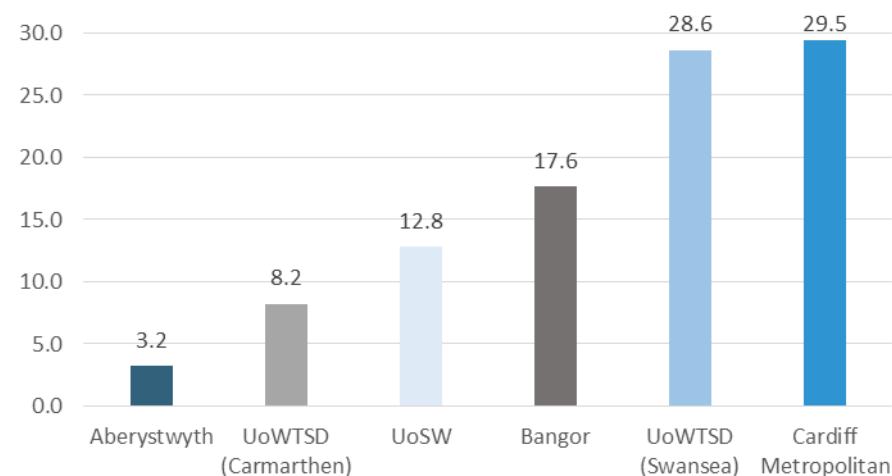
	2002-2003		2014 -2015		2015-2016		2016-2017		2017-2018		2018-2019	
	Number	%	Number	%	Number	%	Number	%	Number	%	Number	%
Passed	1,910	90.3	1,177	85.0	1,033	86.8	1,033	87.8	1,005	84.9	894	80.0
Failed	51	2.4	7	0.5	15	1.3	7	0.6	5	0.4	22	2.0
Withdrawn	86	4.1	64	4.6	65	5.5	49	4.2	73	6.2	104	9.3
Deferred	69	3.3	137	9.9	77	6.5	88	7.5	101	8.5	97	8.7
Total	2,116	100	1,385	100	1,190	100	1,177	100	1,184	100	1,117	100



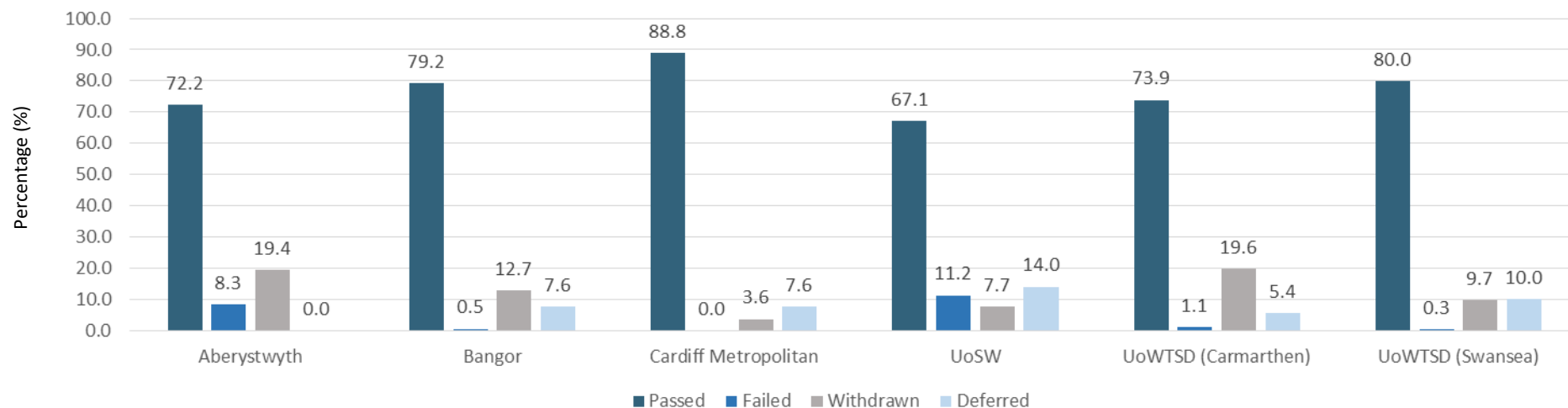
Note: Included in the above figures are a small number of students from Canada who undertake their teacher training through a provider in Wales and then return to Canada to practise. The number awarded QTS each year was: 2014-15 – 12; 2015-16 – 15; 2016-17 – 11; 2017-18 – 39; 2018-19 – 29.

2. ITE student results (Wales) – academic year 2018-2019 by Institution

	Number	%
Aberystwyth University	36	3.2
Bangor University	197	17.6
Cardiff Metropolitan University	329	29.5
University of South Wales	143	12.8
University of Wales Trinity Saint David (Carmarthen)	92	8.2
University of Wales Trinity Saint David (Swansea)	320	28.6
Total	1,117	100



	Passed		Failed		Withdrawn		Deferred		Total	
	Number	%	Number	%	Number	%	Number	%	Number	%
Aberystwyth University	26	72.2	3	8.3	7	19.4	0	0.0	36	100
Bangor University	156	79.2	1	0.5	25	12.7	15	7.6	197	100
Cardiff Metropolitan University	292	88.8	0	0.0	12	3.6	25	7.6	329	100
University of South Wales	96	67.1	16	11.2	11	7.7	20	14.0	143	100
University of Wales Trinity Saint David (Carmarthen)	68	73.9	1	1.1	18	19.6	5	5.4	92	100
University of Wales Trinity Saint David (Swansea)	256	80.0	1	0.3	31	9.7	32	10.0	320	100
Total From Institutions	894	80.0	22	2.0	104	9.3	97	8.7	1,117	100



The Council also received separate notification of 9 passes for NQTs who had previously been recorded as deferred or withdrawn.

The date of award for all 9 trainees was recorded as 1st August 2019 and the breakdown per institution is shown in the table below.

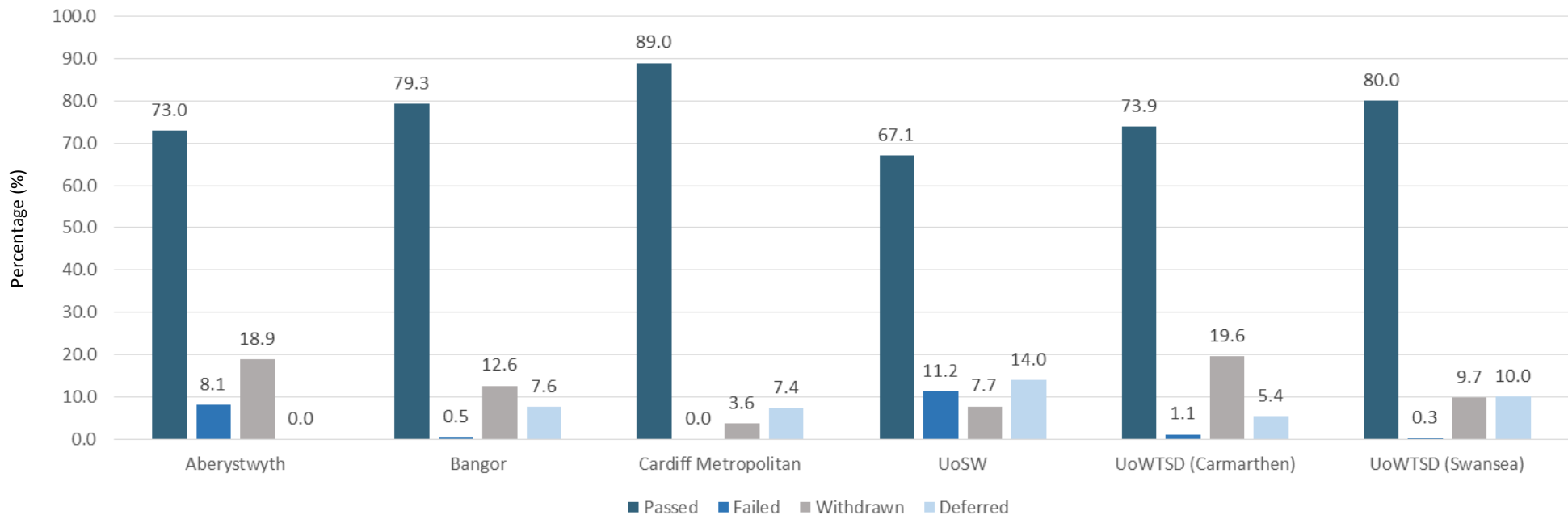
	Passed
Aberystwyth University	1
Bangor University	1
Cardiff Metropolitan University	7
University of South Wales	0
University of Wales Trinity Saint David (Carmarthen)	0
University of Wales Trinity Saint David (Swansea)	0
Total	9

Returned results from all 6 institutions	1,126
Total passes received in main return	894
Plus additional separate notifications	9
Total passes received	903

The following tables will show total figures of **1,126** including the 9 students referred to above (separate notifications) who originally deferred or withdrew in previous academic years.

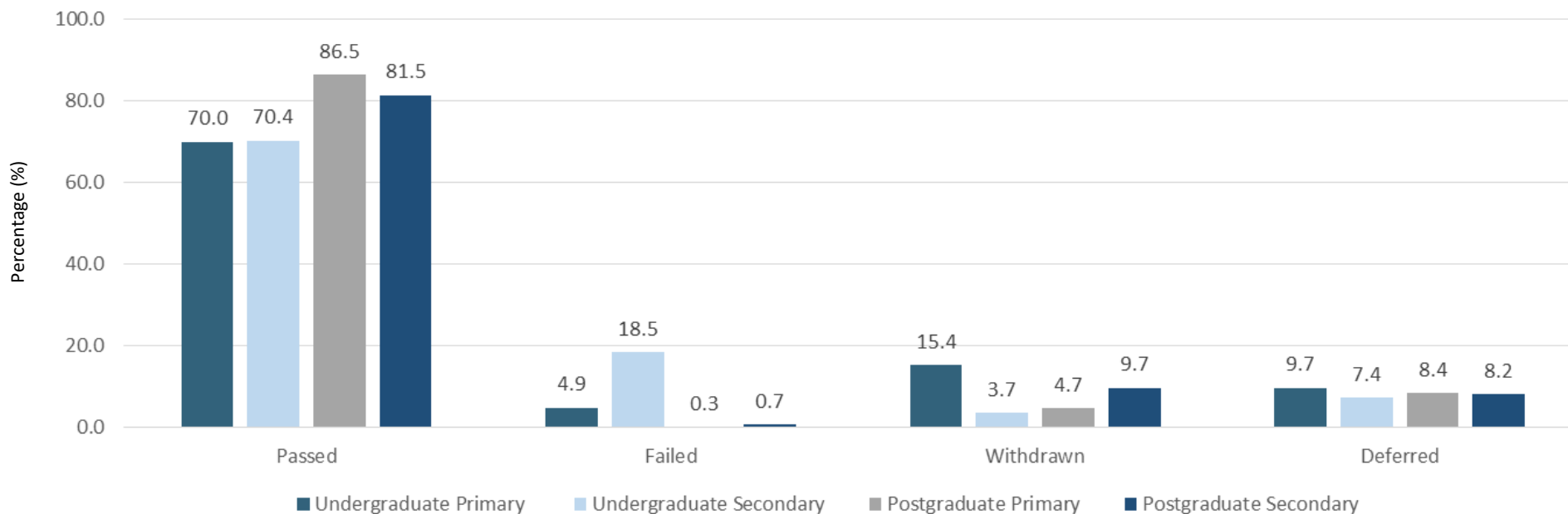
3. ITE student results (Wales) – academic year 2018-2019 by institution

	Passed		Failed		Withdrawn		Deferred		Total	
	Number	%	Number	%	Number	%	Number	%	Number	%
Aberystwyth University	27	73.0	3	8.1	7	18.9	0	0.0	37	100
Bangor University	157	79.3	1	0.5	25	12.6	15	7.6	198	100
Cardiff Metropolitan University	299	89.0	0	0.0	12	3.6	25	7.4	336	100
University of South Wales	96	67.1	16	11.2	11	7.7	20	14.0	143	100
University of Wales Trinity Saint David (Carmarthen)	68	73.9	1	1.1	18	19.6	5	5.4	92	100
University of Wales Trinity Saint David (Swansea)	256	80.0	1	0.3	31	9.7	32	10.0	320	100
Total from institutions	903	80.2	22	2.0	104	9.2	97	8.6	1,126	100



4. ITE student results (Wales) – academic year 2018-2019 by course type and ITE sector

	Undergraduate primary students		Undergraduate secondary students		Postgraduate primary students		Postgraduate secondary students		Total	
	Number	%	Number	%	Number	%	Number	%	Number	%
Passed	187	20.7	19	2.1	328	36.3	369	40.9	903	100
Failed	13	59.1	5	22.7	1	4.5	3	13.6	22	100
Withdrawn	41	39.4	1	1.0	18	17.3	44	42.3	104	100
Deferred	26	26.8	2	2.1	32	33.0	37	38.1	97	100
Total	267	23.7	27	2.4	379	33.7	453	40.2	1,126	100

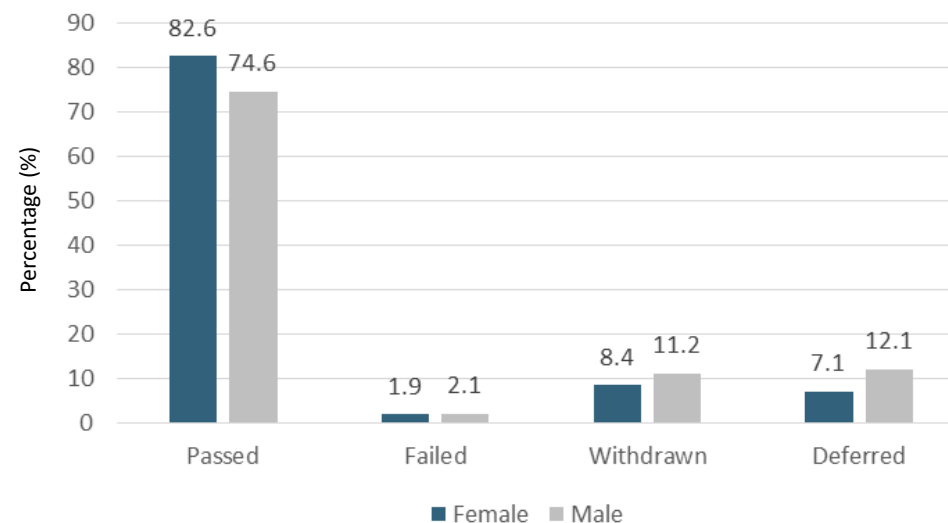


5. ITE student results (Wales) – academic year 2018-2019 by subject trained (secondary trained only)

	Pass	Failed	Withdrawn	Deferred	Total	(%)
Art	3	0	0	1	4	0.8
Art & Design	20	0	5	5	30	6.3
Biology	4	1	3	0	8	1.7
Biology (with science)	8	0	1	1	10	2.1
Business Studies	2	0	5	0	7	1.5
Chemistry	3	0	0	1	4	0.8
Chemistry with science	8	0	0	0	8	1.7
Combined/General science	25	0	3	10	38	7.9
Computer and information tech	2	0	0	0	2	0.4
Computer science	1	0	0	0	1	0.2
Design and Technology	17	1	1	0	19	4
Drama	14	1	2	0	17	3.5
English	33	0	4	3	40	8.3
French	0	1	0	0	1	0.2
Geography	15	0	1	1	17	3.5
History	47	0	1	2	50	10.4
Information and Communications Technology	6	0	0	0	6	1.3
Mathematics	44	3	9	5	61	12.7
Maths with computer Science	1	0	0	0	1	0.2
Mathematics and information technology	4	0	1	0	5	1
Modern Foreign Languages	18	0	1	1	20	4.2
Music	7	0	2	0	9	1.9
Outdoor Education	7	0	0	0	7	1.5
Physical Education	54	0	2	2	58	12.1
Physics	2	0	1	1	4	0.8
Physics (with science)	4	0	0	2	6	1.3
Religious Education	17	0	3	3	23	4.8
Remedial Education	1	0	0	0	1	0.2
Science	8	1	0	0	9	1.9
Spanish	1	0	0	0	1	0.2
Welsh	12	0	0	1	13	2.7
Total	388	8	45	39	480	100

6. ITE student results (Wales) – academic year 2018-2019 by gender

	Female		Male		Total	
	Number	%	Number	%	Number	%
Passed	650	82.6	253	74.6	903	80.2
Failed	15	1.9	7	2.1	22	2
Withdrawn	66	8.4	38	11.2	104	9.2
Deferred	56	7.1	41	12.1	97	8.6
Total	787	100	339	100	1,126	100



7. ITE student results (Wales) – academic year 2018-2019 by age

	Passed		Failed		Withdrawn		Deferred		Total	
	Number	%	Number	%	Number	%	Number	%	Number	%
Under 25	554	61.4	11	50.0	59	56.7	49	50.5	673	100
25 to 29	213	23.6	3	13.6	22	21.2	26	26.8	264	100
30 to 34	67	7.4	0	0.0	10	9.6	5	5.2	82	100
35 to 39	34	3.8	3	13.6	4	3.8	5	5.2	46	100
40 to 44	12	1.3	2	9.1	1	1.0	5	5.2	20	100
45 to 49	15	1.7	2	9.1	3	2.9	4	4.1	24	100
50 to 54	7	0.8	0	0.0	4	3.8	3	3.1	14	100
55 to 64	1	0.1	1	4.5	1	1.0	0	0.0	3	100
Total	903	100	22	100	104	100	97	100	1,126	100