

The EWC is the independent regulator for the education workforce in Wales. Qualified youth workers and youth support workers have been required to register with the EWC since 1 April 2017.

This is the first data to be published by EWC about qualified youth workers and youth support workers and covers age, gender and employment. We will report on other characteristics like Welsh language, ethnic group and disability in the future, as our registrants populate their records on the Register. The data shown is as at 1 March 2018.

### Number of qualified youth workers and youth support workers

To be registered with the EWC, a youth worker or youth support worker must carry out youth development services, meet the mandatory qualification requirements and work or intend to work in a local authority or voluntary sector setting. These requirements are set out in Welsh Government legislation.

Qualified youth workers and youth support workers make up 1.3% of practitioners on the EWC Register of Education Practitioners.

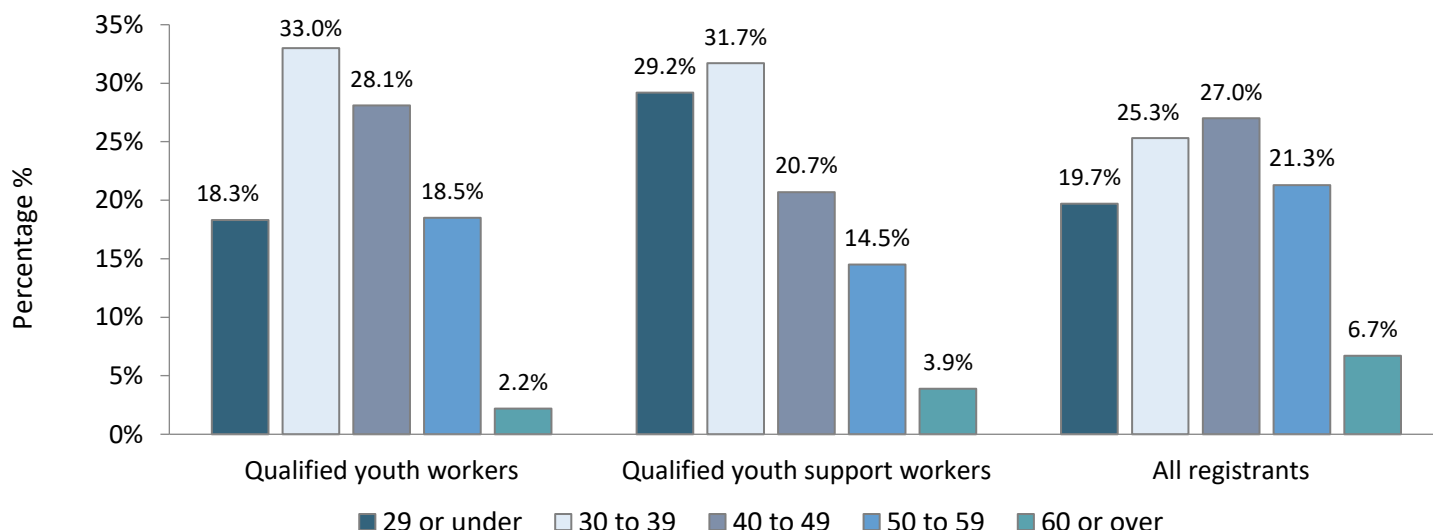
	March 2018	
Qualified youth worker	367	36.7%
Qualified youth support workers	634	63.3%
Total	1,001	100%

### Age

The age profile of qualified youth workers and youth support workers is younger than that for all EWC registrants.

51.3% of qualified youth workers and 60.9% of qualified youth support workers are under the age of 40.

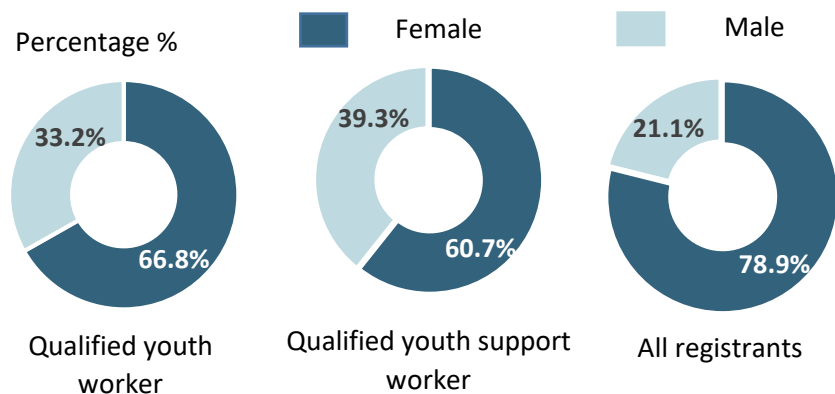
	Qualified youth worker	Qualified youth support worker	All registrants
29 or under	67	185	15,850
30 to 39	121	201	20,273
40 to 49	103	131	21,671
50 to 59	68	92	17,110
60 or over	8	25	5,377
Total	367	634	80,281



## Gender

66.8% of qualified youth workers and 60.7% of qualified youth support workers are female.

There are more male registrants in youth work compared with the overall profile of the register.



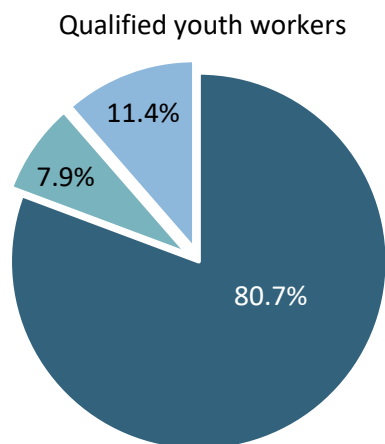
	Female	Male	Total
Qualified youth worker	245	122	367
Qualified youth support worker	385	249	634
All registrants	63,349	16,932	80,281

## Employment

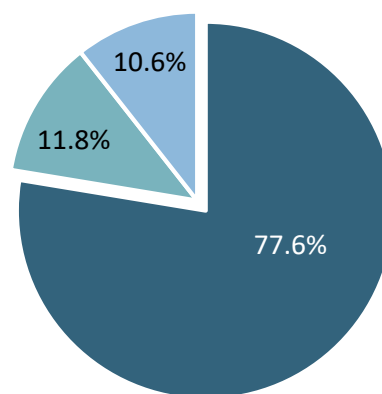
The majority (80.7%) of qualified youth workers and qualified youth support workers (77.6%) are employed by a local authority in Wales.

Those employed in the 'other' category include those employed in further education, work-based learning, schools, supply or employment is not held.

	Qualified youth worker	Qualified youth support worker
Local authority	296	492
Voluntary organisation	29	75
Other	42	67



Qualified youth support workers



■ Local Authority ■ Voluntary organisation ■ Other

■ Local Authority ■ Voluntary organisation ■ Other

### Notes

The data in this summary is drawn from the EWC Register of Education Practitioners.

Registrant numbers are recorded as actuals rather than full-time equivalents and are based on primary registration category and employment.

Unqualified paid youth workers/youth support workers and voluntary youth workers are not required to register with EWC and therefore have not been included in the data.

Percentages may not total 100 due to rounding.

**Data protection** - see our privacy notice – available at [www.ewc.wales](http://www.ewc.wales).

### Get in touch

Media enquiries – please e-mail [media@ewc.wales](mailto:media@ewc.wales) or telephone 029 2046 0099

Other enquiries / feedback – please e-mail [statistics@ewc.wales](mailto:statistics@ewc.wales) or telephone 029 2046 0099