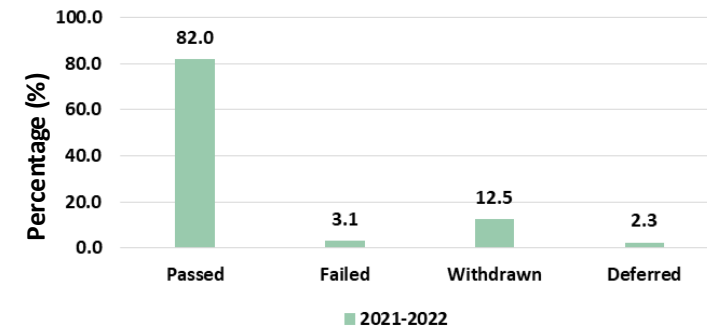


Initial teacher education (ITE) results

The Open University part-time or salaried

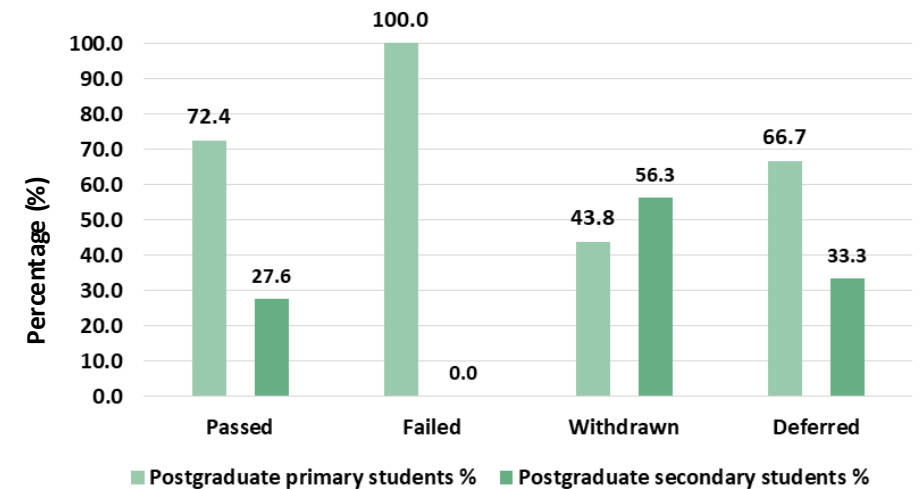
1. ITE student results (Wales) – academic year 2021-2022

	2021-2022	
	Number	%
Passed	105	82.0
Failed	4	3.1
Withdrawn	16	12.5
Deferred	3	2.3
Total	128	100



2. ITE student results (Wales) – academic year 2021-2022 by course type and ITE sector

	Postgraduate primary students		Postgraduate secondary students		Total	
	Number	%	Number	%	Number	%
Passed	76	72.4	29	27.6	105	100
Failed	4	100	0	0.0	4	100
Withdrawn	7	43.8	9	56.3	16	100
Deferred	2	66.7	1	33.3	3	100
Total	89	69.5	39	30.5	128	100

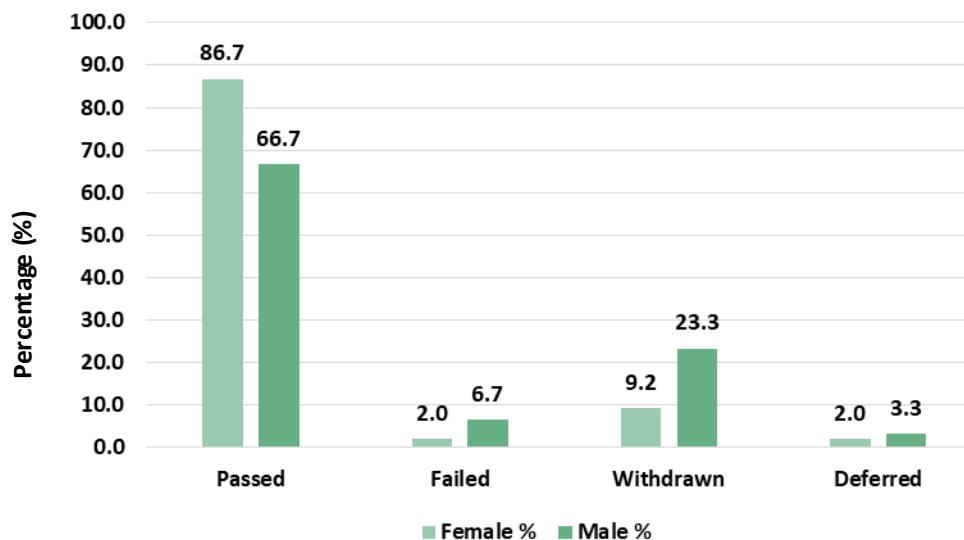


3. ITE student results (Wales) – academic year 2021-2022 by subject trained (secondary trained only)

	Pass	Failed	Withdrawn	Deferred	Total	(%)
Mathematics	9	0	3	0	12	30.8
Science	15	0	5	0	20	51.3
Welsh	5	0	1	1	7	17.9
Total	29	0	9	1	39	100

4. ITE student results (Wales) – academic year 2021-2022 by gender

	Female		Male		Total	
	Number	%	Number	%	Number	%
Passed	85	86.7	20	66.7	105	82.0
Failed	2	2.0	2	6.7	4	3.1
Withdrawn	9	9.2	7	23.3	16	12.5
Deferred	2	2.0	1	3.3	3	2.3
Total	98	100	30	100	128	100



5. ITE student results (Wales) – academic year 2021-2022 by age

	Passed		Failed		Withdrawn		Deferred		Total	
	Number	%	Number	%	Number	%	Number	%	Number	%
Under 25	11	10.5	1	25.0	0	0.0	0	0.0	12	9.4
25 to 29	28	26.7	0	0.0	4	25.0	1	33.3	33	25.8
30 to 34	18	17.1	0	0.0	5	31.3	0	0.0	23	18.0
35 to 39	18	17.1	0	0.0	4	25.0	1	33.3	23	18.0
40 to 44	14	13.3	2	50.0	0	0.0	0	0.0	16	12.5
45 to 49	10	9.5	1	25.0	2	12.5	1	33.3	14	10.9
50 to 54	4	3.8	0	0.0	0	0.0	0	0.0	4	3.1
55 to 64	2	1.9	0	0.0	1	6.3	0	0.0	3	2.3
Total	105	100	4	100	16	100	3	100	128	100

