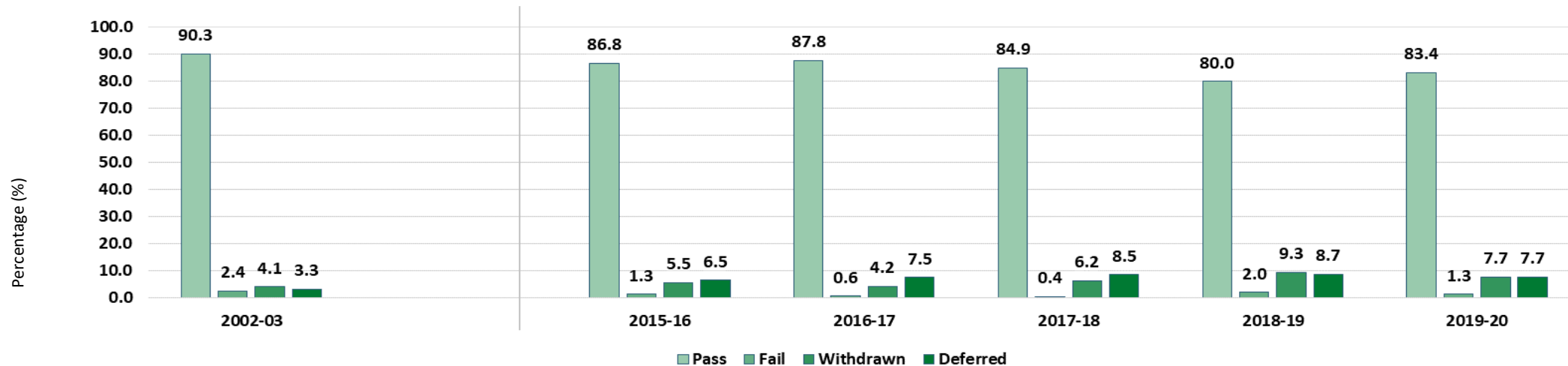


## 1. ITE student results (Wales) – academic year 2019-2020 (5 Year Trend)

	2002-2003		2015-2016		2016-2017		2017-2018		2018-2019		2019-2020	
	Number	%	Number	%	Number	%	Number	%	Number	%	Number	%
Passed <sup>1</sup>	1,910	90.3	1,033	86.8	1,033	87.8	1,005	84.9	894	80.0	970	83.4
Failed	51	2.4	15	1.3	7	0.6	5	0.4	22	2.0	15	1.3
Withdrawn	86	4.1	65	5.5	49	4.2	73	6.2	104	9.3	89	7.7
Deferred	69	3.3	77	6.5	88	7.5	101	8.5	97	8.7	89	7.7
<b>Total</b>	<b>2,116</b>	<b>100</b>	<b>1,190</b>	<b>100</b>	<b>1,177</b>	<b>100</b>	<b>1,184</b>	<b>100</b>	<b>1,117</b>	<b>100</b>	<b>1,163</b>	<b>100</b>

Total passes received <sup>2</sup>	<b>1,910</b>	90.3	1,049	88.2	1,060	88.0	1,018	85.0	903	80.2	975	83.5
Overall total	<b>2,116</b>	100	1,190	100	1,204	100	1,197	100	1,126	100	1,168	100

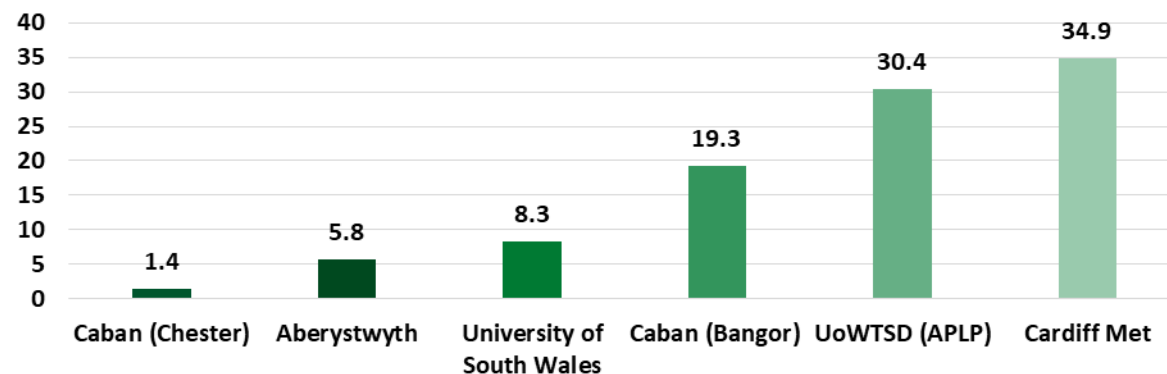


<sup>1</sup> **Note:** Included in the above figures are a number of students from Canada who undertake their teacher training through a provider in Wales and then return to Canada to practise. The number awarded QTS each year was: 2014-15 – 12; 2015-16 – 15; 2016-17 – 11; 2017-18 – 39; 2018-19 – 29, 2019-20 – 61 (41 postgraduate primary; 20 postgraduate secondary)

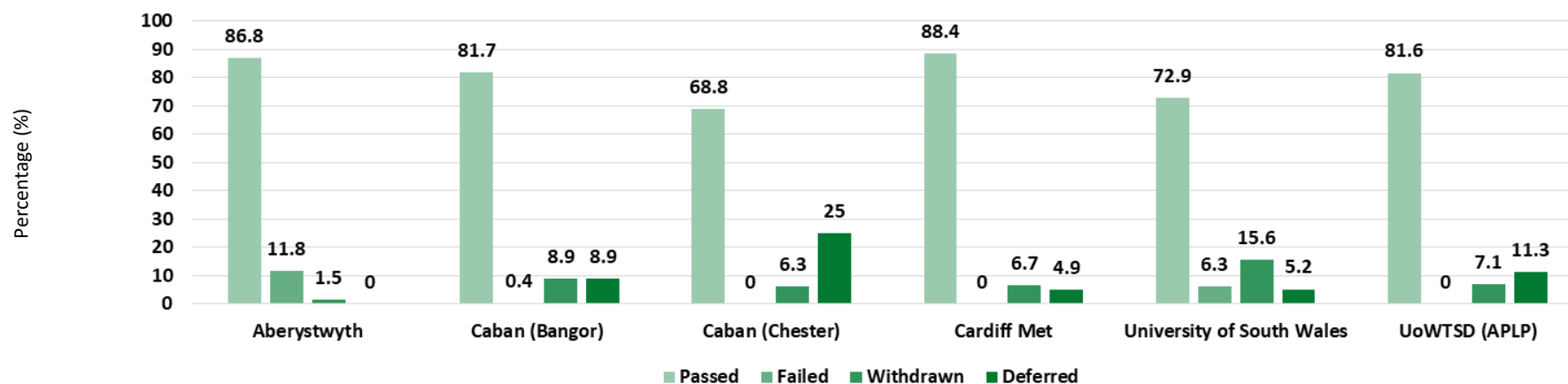
<sup>2</sup> The Council also received separate notification of 5 passes for NQTs who had previously been recorded as deferred or withdrawn.

## 2. ITE student results (Wales) – academic year 2019-2020 by Institution

	Number	%
Aberystwyth University	68	5.8
Caban (Bangor University)	224	19.3
Caban (Chester University)	16	1.4
Cardiff Met (Cardiff Partnership)	406	34.9
University of South Wales	96	8.3
University of Wales Trinity Saint David (APLP)	353	30.4
<b>Total</b>	<b>1,163</b>	<b>100</b>



	Passed		Failed		Withdrawn		Deferred		Total	
	Number	%	Number	%	Number	%	Number	%	Number	%
Aberystwyth University	59	86.8	8	11.8	1	1.5	0	0.0	68	100
Caban (Bangor University)	183	81.7	1	0.4	20	8.9	20	8.9	224	100
Caban (Chester University)	11	68.8	0	0.0	1	6.3	4	25.0	16	100
Cardiff Met (Cardiff Partnership)	359	88.4	0	0.0	27	6.7	20	4.9	406	100
University of South Wales	70	72.9	6	6.3	15	15.6	5	5.2	96	100
University of Wales Trinity Saint David (APLP)	288	81.6	0	0.0	25	7.1	40	11.3	353	100
<b>Total From Institutions</b>	<b>970</b>	<b>83.4</b>	<b>15</b>	<b>1.3</b>	<b>89</b>	<b>7.7</b>	<b>89</b>	<b>7.7</b>	<b>1,163</b>	<b>100</b>



The Council also received separate notification of 5 passes for NQTs who had previously been recorded as deferred or withdrawn.

The date of award for all 9 trainees was recorded as 1 August 2020 and the breakdown per institution is shown in the table below.

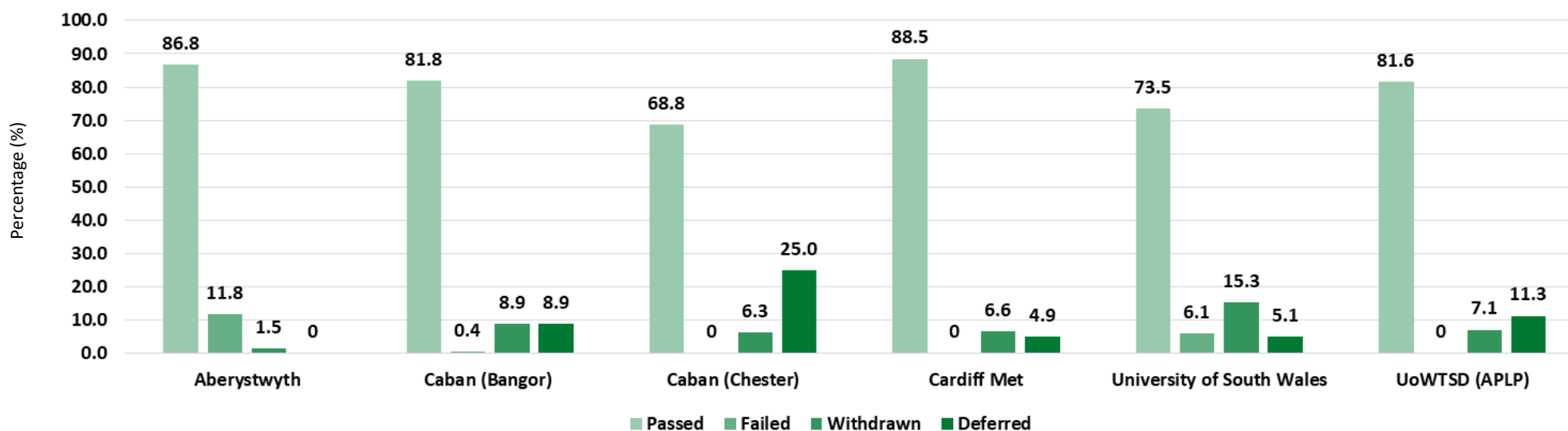
	<b>Passed</b>
Aberystwyth University	0
Caban (Bangor University)	1
Caban (Chester University)	0
Cardiff Met (Cardiff Partnership)	1
University of South Wales	2
University of Wales Trinity Saint David (APLP)	1
<b>Total</b>	<b>5</b>

<b>Returned results from all 6 institutions</b>	<b>1,163</b>
Total passes received in main return	970
Plus additional separate notifications	5
<b>Total passes received</b>	<b>975</b>

The following tables will show total figures of **1,168** including the 5 students referred to above (separate notifications) who originally deferred or withdrew in previous academic years.

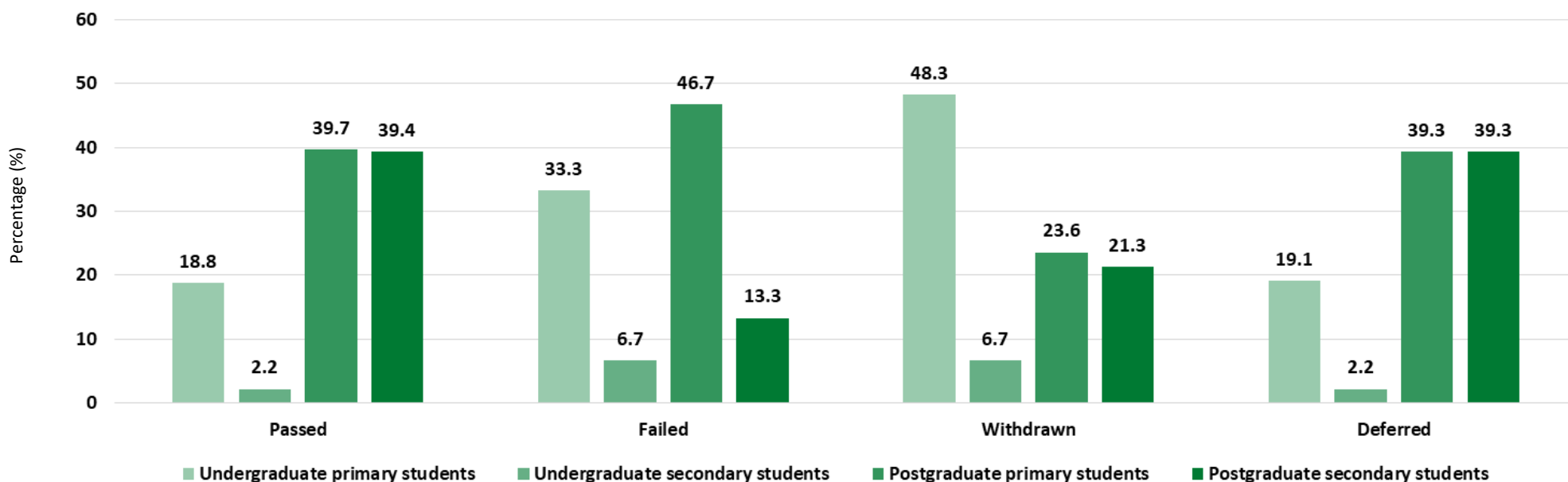
### 3. ITE student results (Wales) – academic year 2019-2020 by institution

	Passed		Failed		Withdrawn		Deferred		Total	
	Number	%	Number	%	Number	%	Number	%	Number	%
Aberystwyth University	59	86.8	8	11.8	1	1.5	0	0	68	100
Caban (Bangor University)	184	81.8	1	0.4	20	8.9	20	8.9	225	100
Caban (Chester University)	11	68.8	0	0	1	6.3	4	25.0	16	100
Cardiff Met (Cardiff Partnership)	360	88.5	0	0	27	6.6	20	4.9	407	100
University of South Wales	72	73.5	6	6.1	15	15.3	5	5.1	98	100
University of Wales Trinity Saint David (APLP)	289	81.6	0	0	25	7.1	40	11.3	354	100
<b>Total From Institutions</b>	<b>975</b>	<b>83.5</b>	<b>15</b>	<b>1.3</b>	<b>89</b>	<b>7.6</b>	<b>89</b>	<b>7.6</b>	<b>1,168</b>	<b>100</b>



#### 4. ITE student results (Wales) – academic year 2019-2020 by course type and ITE sector

	Undergraduate primary		Undergraduate secondary		Postgraduate primary		Postgraduate secondary		Total	
	Number	%	Number	%	Number	%	Number	%	Number	%
Passed	183	18.8	21	2.2	387	39.7	384	39.4	975	100
Failed	5	33.3	1	6.7	7	46.7	2	13.3	15	100
Withdrawn	43	48.3	6	6.7	21	23.6	19	21.3	89	100
Deferred	17	19.1	2	2.2	35	39.3	35	39.3	89	100
<b>Total</b>	<b>248</b>	<b>21.2</b>	<b>30</b>	<b>2.6</b>	<b>450</b>	<b>38.5</b>	<b>440</b>	<b>37.7</b>	<b>1,168</b>	<b>100</b>

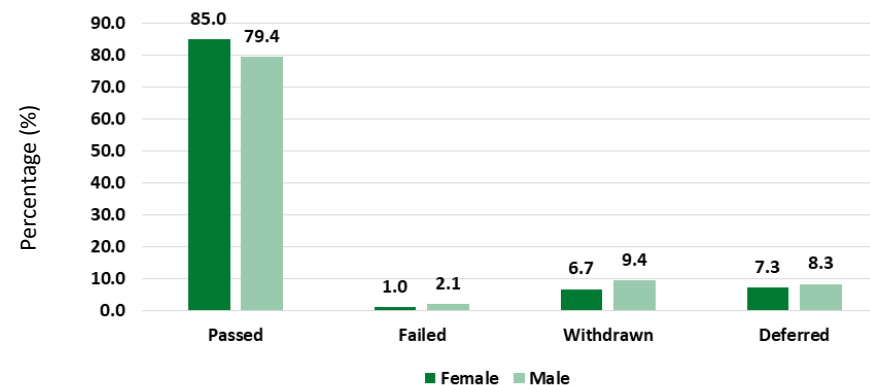


## 5. ITE student results (Wales) – academic year 2019-2020 by subject trained (secondary trained only)

	Pass	Failed	Withdrawn	Deferred	Total	(%)
Art	5	0	0	2	7	1.5
Art and Design	15	0	2	0	17	3.6
Biology	11	0	0	0	11	2.3
Chemistry	12	0	0	1	13	2.8
Combined/General Science	16	0	1	2	19	4.0
Design and Technology	13	0	2	4	19	4.0
Drama	23	0	0	2	25	5.3
English	49	0	3	7	59	12.6
Geography	28	0	2	1	31	6.6
History	44	2	1	4	51	10.9
Information and Communications Technology	4	0	1	3	8	1.7
Mathematics	37	1	2	2	42	8.9
Music	13	0	4	0	17	3.6
Outdoor Education	4	0	0	1	5	1.1
Physical Education	54	0	1	0	55	11.7
Physics	5	0	0	2	7	1.5
Religious Education	15	0	0	3	18	3.8
Science	2	0	0	0	2	0.4
Welsh	21	0	4	0	25	5.3
Business Studies	5	0	0	3	8	1.7
Information Technology	4	0	0	0	4	0.9
Modern Foreign Languages	19	0	2	0	21	4.5
French	2	0	0	0	2	0.4
Spanish	4	0	0	0	4	0.9
<b>Total</b>	<b>405</b>	<b>3</b>	<b>25</b>	<b>37</b>	<b>470</b>	<b>100</b>

## 6. ITE student results (Wales) – academic year 2019-2020 by gender

	Female		Male		Total	
	Number	%	Number	%	Number	%
Passed	706	85.0	269	79.4	975	83.5
Failed	8	1.0	7	2.1	15	1.3
Withdrawn	56	6.7	32	9.4	89	7.6
Deferred	61	7.3	28	8.3	89	7.6
<b>Total</b>	<b>831</b>	<b>100</b>	<b>339</b>	<b>100</b>	<b>1,168</b>	<b>100</b>



## 7. ITE student results (Wales) – academic year 2019-2020 by age

	Passed		Failed		Withdrawn		Deferred		Total	
	Number	%	Number	%	Number	%	Number	%	Number	%
Under 25	579	59.4	12	80.0	58	65.2	48	53.9	697	59.7
25 to 29	253	25.9	1	6.7	18	20.2	18	20.2	290	24.8
30 to 34	70	7.2	1	6.7	7	7.9	11	12.4	89	7.6
35 to 39	32	3.3	0	0	3	3.4	4	4.5	39	3.3
40 to 44	26	2.7	1	6.7	0	0	4	4.5	31	2.7
45 to 49	13	1.3	0	0	2	2.2	2	2.2	17	1.5
50 to 54	1	0.1	0	0	1	1.1	1	1.1	3	0.3
55 to 64	1	0.1	0	0	0	0	1	1.1	2	0.2
<b>Total</b>	<b>975</b>	<b>100</b>	<b>15</b>	<b>100</b>	<b>89</b>	<b>100</b>	<b>89</b>	<b>100</b>	<b>1,168</b>	<b>100</b>

