

## Supply within the school learning support worker category

The Education Workforce Council (EWC) is the independent, professional regulator for the education workforce in Wales, covering teachers and learning support staff in school and further education settings, qualified youth/youth support workers, and work-based learning practitioners. All data included in this summary is derived from the EWC Register of Education Practitioners. The data shown is at 1 March 2022 (and 1 March for the respective year where previous years are stated).

### 1. Supply within the school learning support worker (LSW) category

The data shown is at 1 March 2022 and relates to registered school learning support workers. Supply is as per the registered category, therefore a registrant will appear as supply in all categories that they are registered in.

#### 1.1 Number of supply school learning support workers

- 9,063 of registered school learning support workers have supply as their main employment.
- Of those, 1,967 are also registered as school teachers (21.7%).
- 1,377 registrants undertake supply work in addition to their main contracted employment in a maintained school in Wales. They are not included in the tables below.

	2018		2019		2020		2021		2022	
	Number	%	Number	%	Number	%	Number	%	Number	%
Supply	6,345	17.6	7,648	20.5	8,470	21.9	8,106	21.0	9,063	21.3
Total in school LSW	36,103	100	37,325	100	38,594	100	38,668	100	42,585	100

#### 1.2 Gender of supply school learning support workers

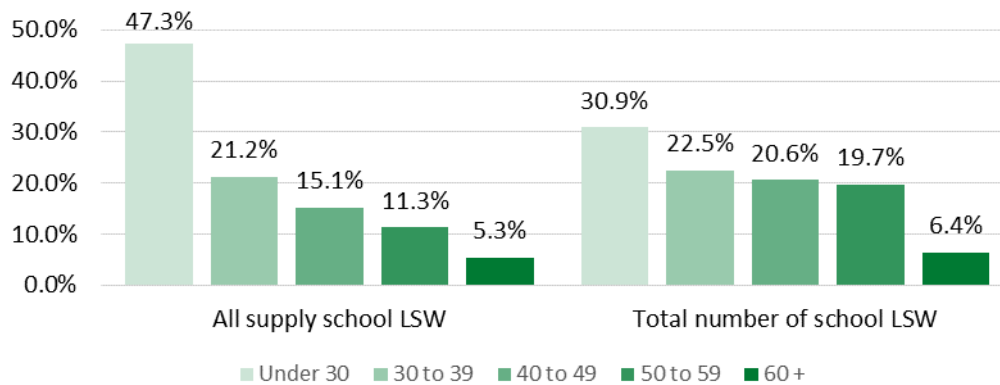
As with the school learning support worker category as a whole, over 80% of supply school learning support workers are female. There are however a larger percentage of males within supply at 18.5% compared to 14.0% within the school learning support worker category.

	Total number of supply LSWs eligible to practise in the school LSW category		All school learning support workers	
	Number	%	Number	%
Female	7,387	81.5	36,603	86.0
Male	1,675	18.5	5,980	14.0
Not Specified	1	0.0	2	0.0
<b>Total</b>	<b>9,063</b>	<b>100</b>	<b>42,585</b>	<b>100</b>

### 1.3 Age profile of supply school learning support workers

The age profile of supply school learning support workers differs from all school learning support workers. In particular, supply school learning support workers are more commonly 29 or under (47.3%) compared to 30.9% for all school learning support workers.

	Total number of supply LSW eligible to practise in the school LSW category		All school learning support workers	
	Number	%	Number	%
Under 30	4,283	47.3	13,154	30.9
30 to 39	1,917	21.2	9,570	22.5
40 to 49	1,366	15.1	8,755	20.6
50 to 59	1,020	11.3	8,379	19.7
60+	477	5.3	2,727	6.4
<b>Total</b>	<b>9,063</b>	<b>100</b>	<b>42,585</b>	<b>100</b>



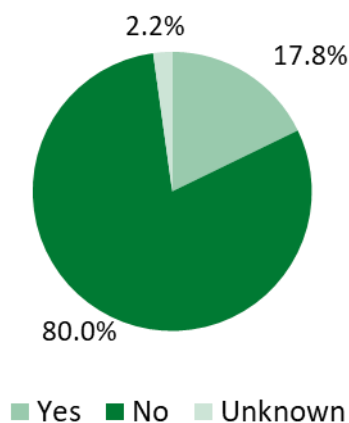
## 1.4 Welsh language ability of supply school learning support workers

The below information is based on those supply learning support workers who declared that they are fluent or fairly fluent in the Welsh language.

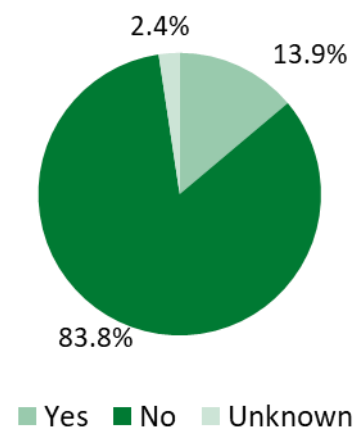
Ability to speak Welsh	Total number of supply school LSWs eligible to practise in the school LSW category		All school learning support workers	
	Number	%	Number	%
Yes	1,615	17.8	8,476	19.9
No	7,249	80.0	24,634	57.8
Unknown	199	2.2	9,475	22.2
<b>Total</b>	<b>9,063</b>	<b>100</b>	<b>42,585</b>	<b>100</b>

The below information is based on those supply learning support workers who declared that they are trained to work, currently work or have ever worked through the medium of Welsh.

Ability to work through the medium of Welsh	Total number of supply school LSWs eligible to practise in the school LSW		All school learning support workers	
	Number	%	Number	%
Yes	1,256	13.9	7,084	16.6
No	7,591	83.8	25,953	60.9
Unknown	216	2.4	9,548	22.4
<b>Total</b>	<b>9,063</b>	<b>100</b>	<b>42,585</b>	<b>100</b>



Ability to speak Welsh



Ability to work through the medium of Welsh

---

## Notes

1. The data in this summary was drawn from the EWC Register of Education Practitioners on the 1 March 2022.
2. The employment information was extracted from the Register in May 2022 following the fee renewal process to ensure the most complete employment information.
3. Registrant numbers are recorded as actuals rather than full-time equivalents.
4. Supply registrants in the school teacher and school learning support worker categories are only counted once regardless of the number of employers that they undertake supply work for.
5. If a registrant in the school teacher category has multiple employment records e.g. a school teacher role in a local authority and a supply teacher role for an agency, the school teacher role in a local authority would take precedence as the main employment and therefore they would not be included in the supply figures, this has been noted in the relevant sections.
6. If registrants undertake supply work for more than one employer, the first supply record held is used. As a result, there are some registrants who are employed on a supply basis with an agency and a local authority.
7. For some sections, a comparison has been made against the school teacher and school learning support worker category as a whole. Further statistics can be found in the [Annual Education Workforce Statistics for Wales 2022](#).
8. Percentages may not total 100 due to rounding.

---

### **Get in touch**

Media enquiries: [media@ewc.wales](mailto:media@ewc.wales)

Other enquiries / feedback: [statistics@ewc.wales](mailto:statistics@ewc.wales)

Telephone: 029 2046 0099

---