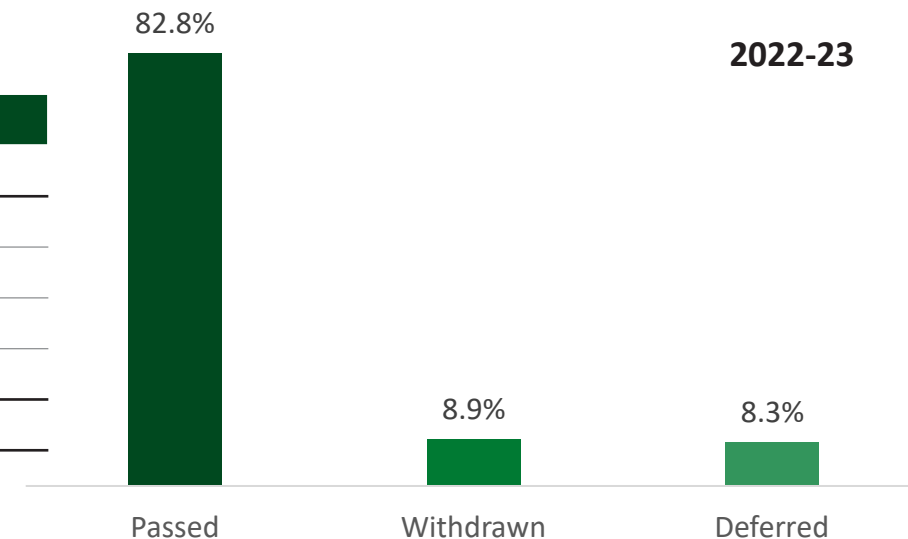


Initial teacher education (ITE) results

The Open University part-time or salaried

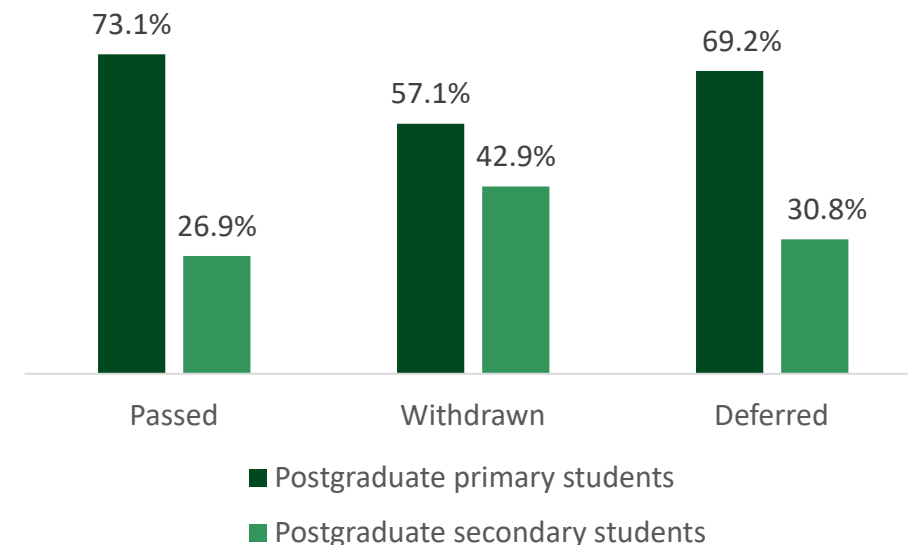
1. ITE student results (Wales) - academic year 2022-23 (2 year trend)

	2021-22		2022-23	
	Number	%	Number	%
Passed	105	82.0	130	82.8
Failed	4	3.1	0	0
Withdrawn	16	12.5	14	8.9
Deferred	3	2.3	13	8.3
Total	128	100	157	100



2. ITE student results (Wales) - academic year 2022-23 by course type and ITE sector

	Postgraduate primary students		Postgraduate secondary students		Total	
	Number	%	Number	%	Number	%
Passed	95	73.1	35	26.9	130	100
Failed	0	0	0	0	0	0
Withdrawn	8	57.1	6	42.9	14	100
Deferred	9	69.2	4	30.8	13	100
Total	112	71.3	45	28.7	157	100

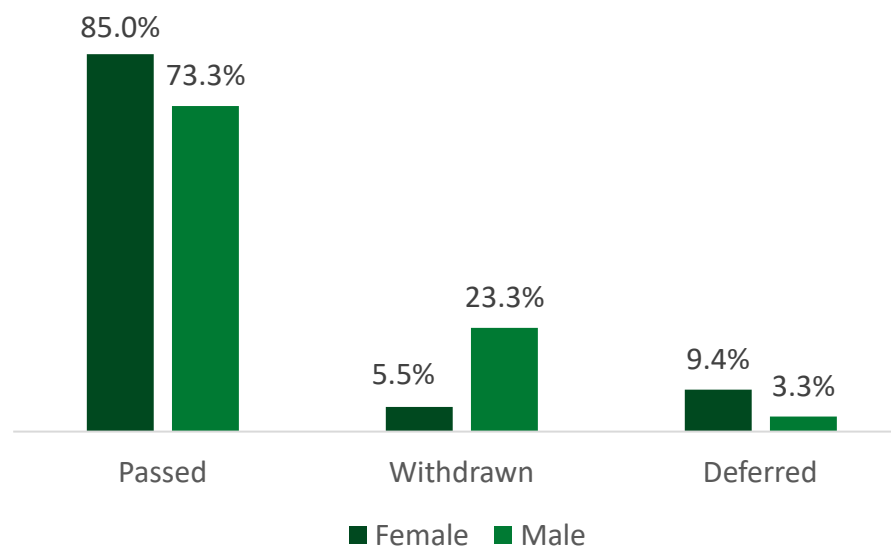


3. ITE student results (Wales) - academic year 2022-23 by subject trained (secondary trained only)

	Passed	Failed	Withdrawn	Deferred	Total	%
Mathematics	10	0	0	0	10	22.2
Science	2	0	3	1	6	13.3
Welsh	4	0	1	2	7	15.6
English	19	0	2	1	22	48.9
Total	35	0	6	4	45	100

4. ITE student results (Wales) - academic year 2022-23 by gender

	Female		Male		Total	
	Number	%	Number	%	Number	%
Passed	108	85.0	22	73.3	130	82.8
Failed	0	0	0	0	0	0
Withdrawn	7	5.5	7	23.3	14	8.9
Deferred	12	9.4	1	3.3	13	8.3
Total	127	100	30	100	157	100



5. ITE student results (Wales) - academic year 2022-23 by age

	Passed		Failed		Withdrawn		Deferred		Total	
	Number	%	Number	%	Number	%	Number	%	Number	%
Under 25	6	4.6	0	0	1	7.1	3	23.1	10	6.4
25 to 29	27	20.8	0	0	6	42.9	1	7.7	34	21.7
30 to 34	37	28.5	0	0	3	21.4	3	23.1	43	27.4
35 to 39	36	27.7	0	0	0	0	2	15.4	38	24.2
40 to 44	15	11.5	0	0	2	14.3	1	7.7	18	11.5
45 to 49	7	5.4	0	0	2	14.3	2	15.4	11	7.0
50 to 54	1	0.8	0	0	0	0	1	7.7	2	1.3
55 to 64	1	0.8	0	0	0	0	0	0	1	0.6
Total	130	100	0	0	14	100	13	100	157	100

