

1. ITE student results (Wales) - academic year 2022-23 (5 year trend)

	2018-19		2019-20		2020-21		2021-22		2022-23	
	Number	%	Number	%	Number	%	Number	%	Number	%
Passed ¹	894	80	970	83.4	1,208	79.9	1,101	82.3	1,034	82.1
Failed	22	2	15	1.3	19	1.3	12	0.9	5	0.4
Deferred	104	9.3	89	7.7	88	5.8	100	7.5	120	9.5
Withdrawn	97	8.7	89	7.7	138	9.1	121	9.0	101	8.0
WG Scheme (COVID ²)					58	3.8	4	0.3		
Total	1,117	100	1,163	100	1,511	100	1,338	100	1,260	100
Total passes received ³	903	80.2	975	83.5	1,231	80.2	1,131	82.7	1,054	82.3
Overall total	1,126	100	1,168	100	1,534	100	1,368	100	1,280	100
Primary trained	515	57.0	570	58.5	627	50.9	627	55.4	676	64.1
Secondary trained	388	43.0	405	41.5	604	49.1	504	44.6	378	35.9
Total passes received³	903	100	975	100	1,231	100	1,131	100	1,054	100

¹ Note: Included in the above figures are a number of students from Canada who undertake their teacher training through a provider in Wales and then return to Canada to practise. The number awarded QTS each year was: 2018-19 – 29; 2019-20 – 61; 2020-21 – 23; 2021-22 - 86; 2022-23 - 42 (29 postgraduate primary; 13 postgraduate secondary).

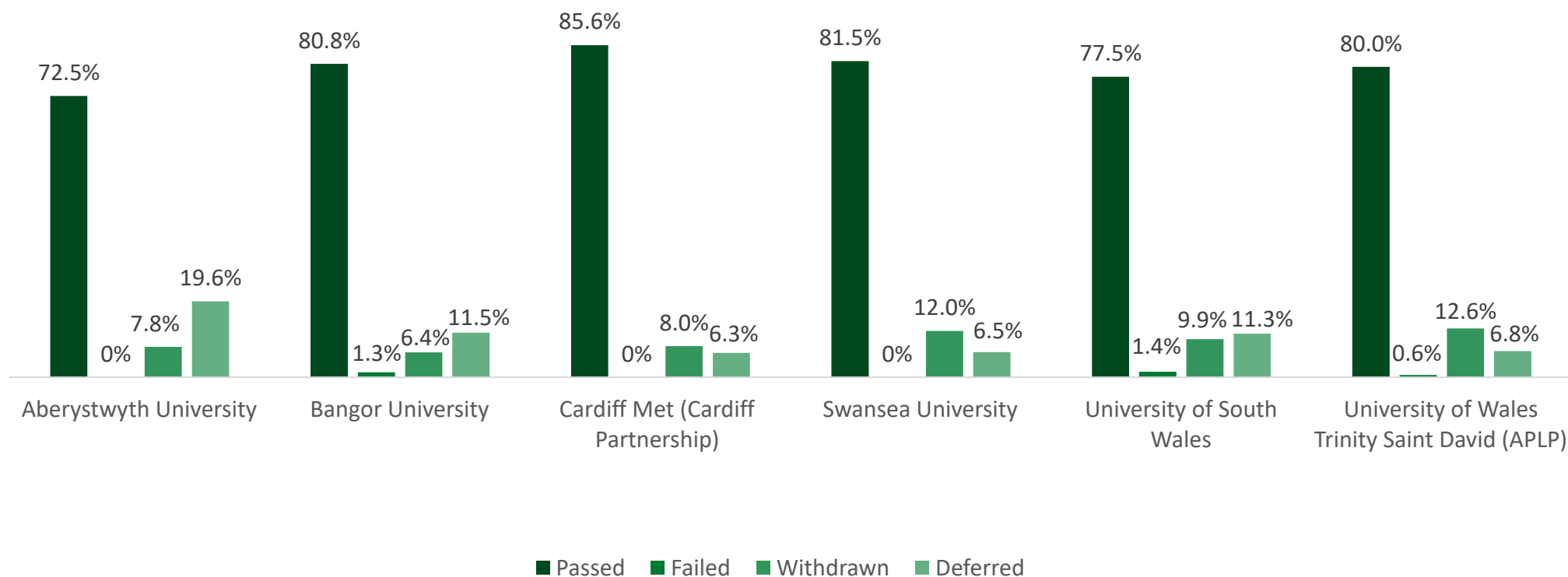
² In 2020-21 Welsh Government introduced a scheme (Initial Teacher Education COVID 19 Response: Supporting AY20/21 ITE School Experience to achieve QTS Grant Scheme) to assist students whose training was effected by COVID. The scheme allowed students who had passed the academic content of their course but still needed classroom practice before QTS could be awarded, the opportunity to complete their practice.

³ The Council also received separate notification of 20 passes for NQTs who had previously been recorded as deferred or withdrawn.

2. ITE student results (Wales) - academic year 2022-23 by partnership

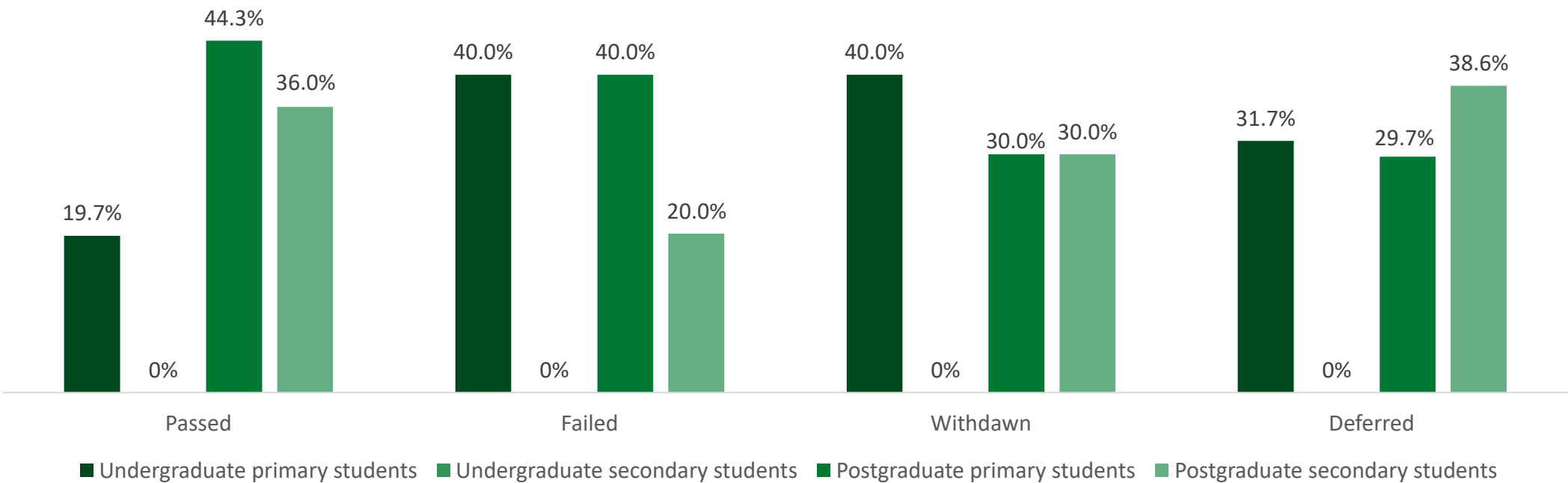
	Passed		Failed		Withdrawn		Deferred		Total	
	Number	%	Number	%	Number	%	Number	%	Number	%
Aberystwyth University	37	72.5	0	0	4	7.8	10	19.6	51	100
Bangor University	126	80.8	2	1.3	10	6.4	18	11.5	156	100
Cardiff Met (Cardiff Partnership)	501	85.6	0	0	47	8.0	37	6.3	585	100
Swansea University	75	81.5	0	0	11	12.0	6	6.5	92	100
University of South Wales	55	77.5	1	1.4	7	9.9	8	11.3	71	100
University of Wales Trinity Saint David (APLP)	260	80.0	2	0.6	41	12.6	22	6.8	325	100
Total From Institutions¹	1,054	82.3	5	0.4	120	9.4	101	7.9	1,280	100

¹ Note: The Council may receive separate notifications of passes during the academic year for NQTs who have been recorded as deferred in the above table. The above figures are based on results received as at 01 August 2023.



3. ITE student results (Wales) - academic year 2022-23 by course type and ITE sector

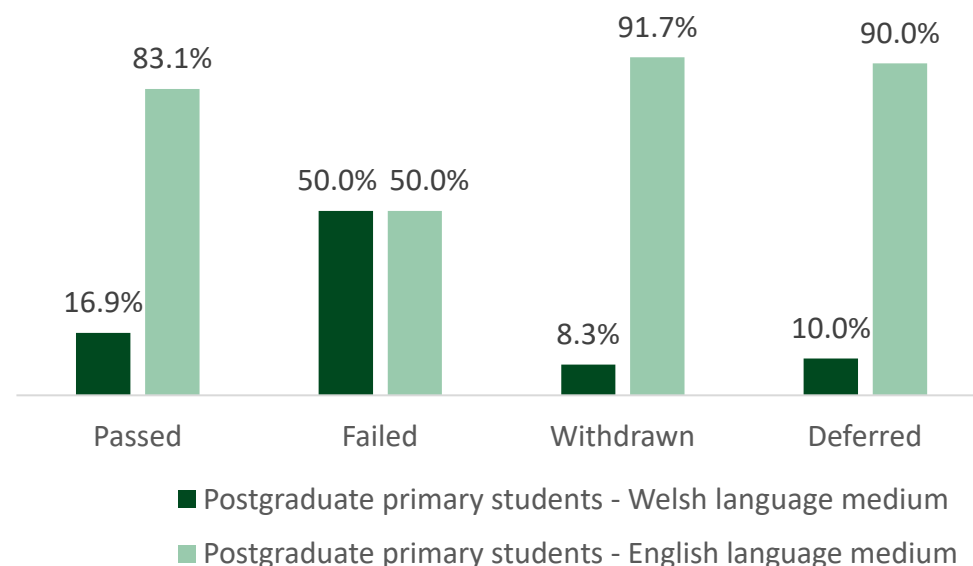
	Undergraduate primary students		Undergraduate secondary students		Postgraduate primary students		Postgraduate secondary students		Total	
	Number	%	Number	%	Number	%	Number	%	Number	%
Passed	208	19.7	0	0	467	44.3	379	36.0	1,054	100
Failed	2	40.0	0	0	2	40.0	1	20.0	5	100
Withdrawn	48	40.0	0	0	36	30.0	36	30.0	120	100
Deferred	32	31.7	0	0	30	29.7	39	38.6	101	100
Total	290	22.7	0	0	535	41.8	455	35.5	1,280	100



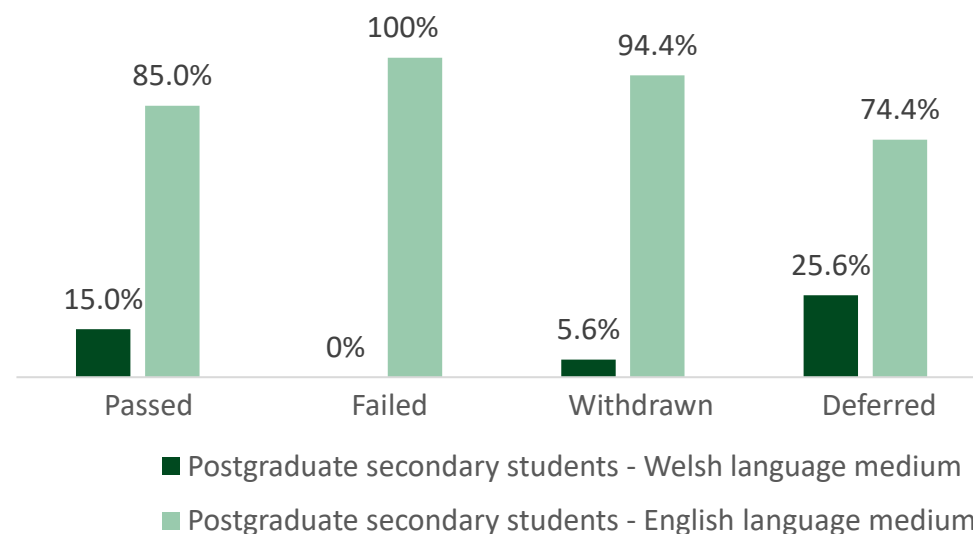
4. ITE student results (Wales) - academic year 2022-23 by course type and language medium of training

2022-23 is the first year that the language medium of training has been recorded for students who completed a postgraduate ITE course. In future years the language medium of training for all students will be recorded.

	Postgraduate primary students				Total	
	Welsh language medium	%	English language medium	%	Number	%
Passed	79	16.9	388	83.1	467	87.3
Failed	1	50.0	1	50.0	2	0.4
Withdrawn	3	8.3	33	91.7	36	6.7
Deferred	3	10.0	27	90.0	30	5.6
Total	86	16.1	449	83.9	535	100



	Postgraduate secondary students				Total	
	Welsh language medium	%	English language medium	%	Number	%
Passed	57	15.0	322	85.0	379	83.3
Failed	0	0	1	100	1	0.2
Withdrawn	2	5.6	34	94.4	36	7.9
Deferred	10	25.6	29	74.4	39	8.6
Total	69	15.2	386	84.8	455	100



5. ITE student results (Wales) - academic year 2022-23 by subject trained (secondary trained only) and language medium

	Passed	Failed	Withdrawn	Deferred	Total	Total %	Total Welsh language medium	Total English language medium
Art	16	0	1	0	17	3.7	3	14
Art and Design	11	0	1	0	12	2.6	1	11
Biology	22	0	4	3	29	6.4	0	29
Business Studies	2	0	1	0	3	0.7	0	3
Chemistry	8	0	3	2	13	2.9	0	13
Combined/General Science	23	0	1	0	24	5.3	3	21
Computer Science	4	0	0	0	4	0.9	0	4
Design and Technology	17	0	0	0	17	3.7	0	17
Design and Technology Ed	1	0	0	0	1	0.2	0	1
Design Studies	3	0	0	0	3	0.7	0	3
Drama	20	0	1	4	25	5.5	4	21
English	28	0	1	6	35	7.7	3	32
English Studies	20	0	2	2	24	5.3	0	24
French	1	0	0	0	1	0.2	0	1
Geography	16	0	2	1	19	4.2	3	16
History	43	0	4	5	52	11.4	10	42
Information Technology	5	0	1	1	7	1.5	1	6
Mathematics	33	0	7	2	42	9.2	4	38
Modern Foreign Languages	8	0	0	0	8	1.8	1	7
Modern Languages	6	0	1	1	8	1.8	0	8
Music	9	0	2	0	11	2.4	1	10
Outdoor Activities	1	0	0	0	1	0.2	1	0
Physical Education	52	0	2	2	56	12.3	13	43
Physics	3	0	0	1	4	0.9	1	3
Religious Education	16	1	2	5	24	5.3	6	18
Welsh	11	0	0	3	14	3.1	14	0
Welsh Language	0	0	0	1	1	0.2	0	1
Total	379	1	36	39	455	100	69	386

6. ITE student results (Wales) - academic year 2022-23 by gender

	Female		Male		Total	
	Number	%	Number	%	Number	%
Passed	800	85.1	254	74.7	1,054	82.3
Failed	2	0.2	3	0.9	5	0.4
Withdrawn	79	8.4	41	12.1	120	9.4
Deferred	59	6.3	42	12.4	101	7.9
Total	940	100	340	100	1,280	100

7. ITE student results (Wales) - academic year 2022-23 by age

	Passed		Failed		Withdrawn		Deferred		Total	
	Number	%	Number	%	Number	%	Number	%	Number	%
Under 25	628	59.6	3	60.0	72	60.0	62	61.4	765	59.8
25 to 29	247	23.4	2	40.0	24	20.0	23	22.8	296	23.1
30 to 34	86	8.2	0	0	3	2.5	9	8.9	98	7.7
35 to 39	43	4.1	0	0	6	5.0	1	1.0	50	3.9
40 to 44	27	2.6	0	0	6	5.0	4	4.0	37	2.9
45 to 49	18	1.7	0	0	6	5.0	0	0	24	1.9
50 to 54	4	0.4	0	0	1	0.8	1	1.0	6	0.5
55 to 64	1	0.1	0	0	2	1.7	1	1.0	4	0.3
Total	1,054	100	5	100	120	100	101	100	1,280	100

